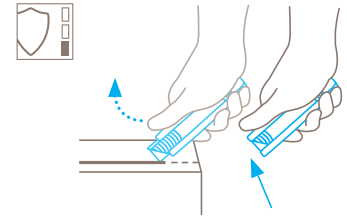


TECHNICAL DATA SHEET

SECUNORM HANDY MDP NO. 447

Safety technology



Automatic blade retraction – a high degree of safety

The automatic blade retraction of the SECUNORM HANDY MDP guarantees a very high degree of safety from cut injuries. As soon as you've started the cut remove your thumb from the slider. The blade will then withdraw back into the handle immediately after leaving the material being cut.



COMPACT SAFETY KNIFE WITH AUTOMATIC BLADE RETRACTION, ESPECIALLY FOR CUTTING CARDBOARDS.

Order No. 447.02

A classic, in pocket form. Metal detectable.

Don't be deceived by the compactness of this cutter. The SECUNORM HANDY MDP might be small, but it sure can cut. It's a cutting tool with „bite“ and all the qualities required for the job. The MDP version is your first choice if you're coming from either the food or medicine industry. All plastic parts are made from a metal detectable plastic. Coupled with a stainless steel blade, there are no risks with the SECUNORM HANDY MDP.

Can be metal detected

A cutting tool, or parts of it, can get lost while working. But only for a short while. Because the plastic that can be detected by a metal detector ensures you can find it again quickly.

No paint

You want to avoid risks wherever possible in your job? That's understandable. A handle without paint minimises the risk of contamination in the production process. No bits of paint can flake off and go where it shouldn't.

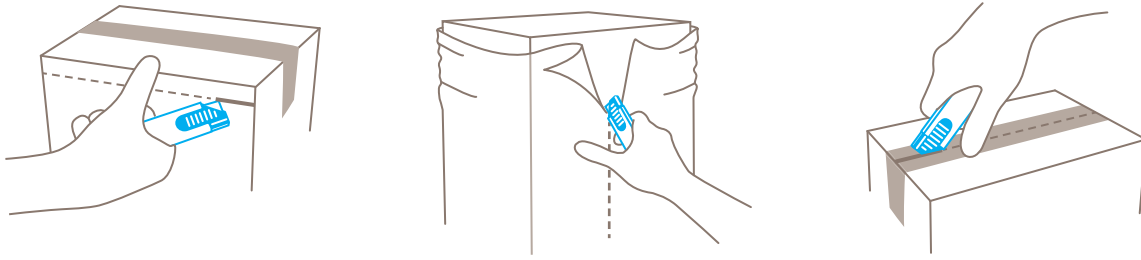
4-cutting edge blades

Why do you get more out of your stainless steel blade? Because it has four sharp cutting edges. By turning it and turning it over you quadruple the usage time, and cut like new again.

Slider on both sides.

With the right hand? With the left hand? It's all the same. Because we have put a slider on to the SECUNORM HANDY MDP that is accessible from both sides. So anyone can work with it!

USAGE










PRODUCT FEATURES

Technical features

 High safety	 Metal detectable	 Tool-less blade change	 Abrasion resistant
 Ergonomic	 4-times usable blade	 Extended blade length	 Cutting depth
 For right and left hander	 Printable for promotional purposes		

Main cutting materials

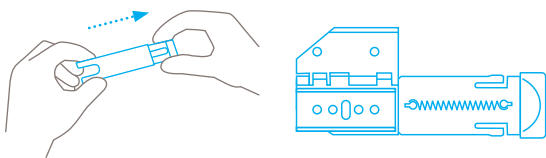
 Cardboard: up to 2-ply	 Wrapping, stretch, and shrink foil	 Tape	 Plastic strapping band
 Bagged goods	 Layers of foil or paper	 Yarn, cord	 Textile, material

Installed blade



NO. 145
0,30 mm, stainless

BLADE CHANGE



Pull plastic part out of handle's end.

When turning a blade over or putting a new one in, make sure it fits onto the two pins.

SERVICES OFFERED



Safety poster



Training video



Technical data sheet



Consulting service

PRODUCT AND PACKAGING DETAILS

Order No.	NO. 447.02	Packaging unit	1 in single unit box
Knife size (L x W x H)	100 x 7.8 x 25.5 mm	Size Single unit box	103 x 10 x 29 mm
Weight knife	37.5 g	Weight single unit box	41.3 g
Basic material	Stainless steel	EAN Code single unit box	4002632920448
Extended blade length	13.3 mm	Quantity in outer pack	20 knives
Cutting depth	8.5 mm	Size outer pack	155 x 115 x 40 mm
		Weight outer pack	832.7 g
		EAN Code outer pack	4002632971761
		Customs tariff number	82119300

SAFETY CERTIFICATE

Date of issue	27.08.2010
Certification	GS certificate NO. S 60033010

Certificates and awards



SECURITY ADVICE

To ensure that you use your new MARTOR knife safely and most effectively, please read and note the following user instructions. Please keep the written guide in a safe place so that you can access it at any time.

1. General application instructions: Please use the product carefully for cutting work only and not for any purposes other than those that are intended. Please take the correct handling and the proper use of the knives into account in this regard.

2. Special application instructions to avoid the danger of injuries: Only use knives that are in perfect condition and have sharp, clean and undamaged blades. employ the utmost care when handling the knives.

CAUTION: The blade is sharp and can result in serious and deep cuts. Therefore, never reach into the blade! To reduce the danger of injuries, hold the hand that is being used to restrain and stabilise the cutting base in such a manner that the restraining hand or even other body parts are not endangered in the event that the knife slips.

3. Replacement of spare parts: Replace any blades that become dull at the right time! Use only the replacement blades

available at MARTOR for this purpose. Dispose of old blades in a proper fashion. They should not be placed in a waste paper bin, as this poses a considerable danger of injuries. Never perform any repairs yourself. If the knife displays signs of aging or other wear, e.g. function problems when changing the blade or in the handling of the blade pushers, then it must be rejected and replaced with a new one. Any modifications or manipulations to the product are prohibited, as they impair the product safety. **CAUTION:** There is an extremely high danger of injuries here!

4. Non-use of the knife: Always secure the blade in such a way that injuries due to cuts are excluded. Store the knife in a secure place.

5. Care instructions: Always keep the knife clean and do not expose it to unnecessary humidity to safeguard a long service life.

CAUTION: No liability will be assumed for consequential losses. Subject to technical changes and errors! This knife does not belong in the hands of children!

ACCESSORIES

BELT HOLSTER M WITH CLIP

NO. 9921



What do you do with your cutting tools when you are not actually using them? The MARTOR BELT HOLSTER M is a robust holder that allows you to carry all midsize MARTOR cutters as well as our safety scissors at all times. In addition, the interior and exterior pockets are designed to allow you to load different tools: for example you can carry an extra cutter, a pen and a pack of blades. The MARTOR BELT HOLSTER is the ideal place to stow your tools safely when moving from A to B - and have them at hand, as soon as they are required.

USED BLADE CONTAINER


NO. 9810



You can fill the USED BLADE CONTAINER with the content of your SAFEBOX. Or directly with your used blades. When the box is full, turn the lid until it shuts. Now the box cannot be reopened. The next step is to safely and completely dispose of the filled USED BLADE CONTAINER.

WALL MOUNT BRACKET USED BLADE CONTAINER

NO. 9845



Include it in your order now! With this mounting bracket you can fix your USED BLADE CONTAINER to a central location. Use the clamp and screws and nuts supplied with the product to attach it to either a pipe or a rod.

SAFEBOX

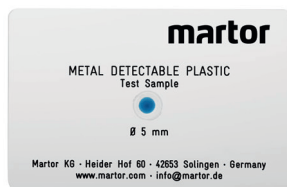
NO. 108000



The SAFEBOX is large enough to store a large number of used blades safely. And at the same time, it is compact enough to carry with you. The two slits are not only used for filling, but also to „shorten“ your snap-off blades. When your SAFEBOX is full, empty it into your USED BLADE CONTAINER.

ACRYLIC TEST CARD SET

NO. 9900



You can check the sensitivity of your metal detector to MARTOR's MDP plastic by using our acrylic test cards. The MDP TEST CARD SET ACRYL consists of five cards. Each card houses a small MDP plastic ball, ranging in size from 2.5 to 8 mm in diameter. The acrylic cards are especially stable and durable.

BUSINESS CARD TEST CARD SET

NO. 9910



There are five cards with different plastic balls in the MDP TEST CARD SET - between 2.5 mm and 8 mm in size. You can reliably test the effectiveness of your metal detectors using the „Visiting card“. The difference between this and the acrylic card is that it is welded into a polythene bag and cannot be re-used so frequently.

MANUFACTURER

MARTOR KG | Lindgesfeld 28 | 42653 Solingen | Germany
T +49 212 73870-0 | F +49 212 73870-90 | info@martor.de | www.martor.com